

Working with the city's Voluntary & Community Sector (VCS) to support engagement with communities:Full Report

Working with the city's Voluntary & Community Sector (VCS) to support engagement with communities:Full Report	1
Overview	4
Give us your views	4
<i>Question 1: In what capacity are you completing this survey?</i>	4
<i>Table of "Q1"</i>	4
<i>Question 2: Do you agree in general with Leicester City Council's approach to this review (as described in the sections entitled, "Overview" and "Why we are consulting")?</i>	5
<i>Table of "Q2"</i>	5
<i>Question 3: Do you think that Leicester City Council should give preference to supporting "umbrella" organisations, which work with a number of communities and groups sharing an identity or protected characteristic?</i>	6
<i>Table of "Q5"</i>	6
<i>Question 4: Leicester City Council would prefer to work with organisations that can demonstrate experience, knowledge and understanding of the diverse communities of Leicester. Do you agree with this approach?</i>	6
<i>Table of "Q3"</i>	6
<i>Question 5: Leicester City Council would prefer to work with organisations that include people from the community (or communities) they represent among their board, staff and volunteers. Do you agree with this approach?</i>	7
<i>Table of "Q4"</i>	7
<i>Question 6: Do you think that Leicester City Council is doing enough to engage the city's newer communities in this process?</i>	8
<i>Table of "Q6"</i>	8
<i>Question 7: Can you identify anything that might hinder VCS organisations from becoming involved with Leicester City Council's approach to this review?</i>	9
<i>Table of "Q7"</i>	9
<i>Question 8: Can you think of ways that Leicester City Council might make it easier for VCS organisations to engage with this approach?</i>	9
<i>Table of "Q8"</i>	9



<i>Question 9: This approach may mean changing Leicester City Council's current arrangements for engagement with certain communities and their organisations. Do you have any specific concerns about this?</i>	10
<i>Table of "Q9"</i>	10
<i>Question 10: It is not necessary, practical or realistic to expect Leicester City Council to enter into contracted arrangements for representation and engagement with everyone fitting within these identities or characteristics (i.e race; religion or belief; LGBT). Do you have any ideas about how we can maximise effective representation and engagement with the funding available?</i>	11
<i>Table of "Q10"</i>	11
<i>Question 11: If you want us to keep you informed about the progress of this review, please give us your email address.</i>	12
Equalities monitoring	13
<i>Question 12: Age</i>	13
<i>Table of "Age"</i>	13
<i>Question 13: Disability</i>	13
<i>Table of "Q7"</i>	14
<i>Question 14: Gender reassignment</i>	14
<i>Table of "Gender reassignment"</i>	14
<i>Question 15: Marriage and Civil Partnership</i>	15
<i>Table of "Marriage or civil partnership"</i>	15
<i>Question 16: Pregnancy and maternity</i>	15
<i>Table of "Question 22 - Gender"</i>	15
<i>Question 17: Race</i>	16
<i>Table of "Ethnic group_white"</i>	16
<i>Table of "Ethnic group_mixed or multiple"</i>	17
<i>Table of "Ethnic group_asian or asian british"</i>	17
<i>Table of "Ethnic group_black"</i>	18
<i>Table of "Ethnic group_other"</i>	19
<i>Question 18: Religion or belief</i>	19
<i>Table of "Religion or belief"</i>	19

<i>Question 19: Sex</i>	20
<i>Table of "Sex"</i>	20
<i>Question 20: Sexual orientation</i>	21
<i>Table of "Sexual orientation"</i>	21

Overview

This report was created on Wednesday 15 July 2015 at 13:57.

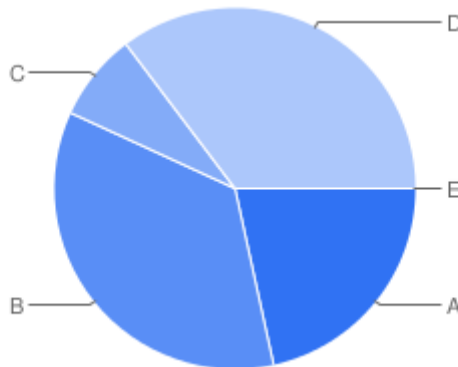
From **10/03/2015** to **29/05/2015**, Leicester City Council ran a consultation entitled '*Working with the city's Voluntary & Community Sector (VCS) to support engagement with communities*'. This report covers the online element of the consultation process, which was run from

<http://consultations.leicester.gov.uk/corporate-resources-and-support/vcs-engagement>

Give us your views

Question 1: In what capacity are you completing this survey?

Table of "Q1"



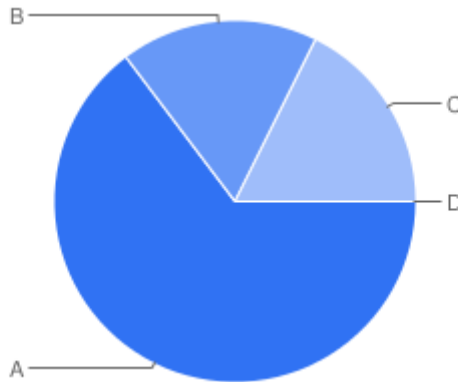
Key	Option	Total	Percent of All
A	Someone who identifies with one of these communities, identities or protected characteristics (please say which, in box below)	11	21.57%
B	Director, trustee, employee or volunteer with an organisation concerned with one of these communities, identities or protected characteristics (please say which organisation, in box below)	18	35.29%

Key	Option	Total	Percent of All
C	Service user of an organisation with one of these communities, identities or protected characteristics (please say which organisation, in box below)	4	7.843%
D	Interested citizen of Leicester	18	35.29%
E	Not Answered	0	0%

There are 35 responses to this part of the question.

Question 2: Do you agree in general with Leicester City Council's approach to this review (as described in the sections entitled, "Overview" and "Why we are consulting")?

Table of "Q2"

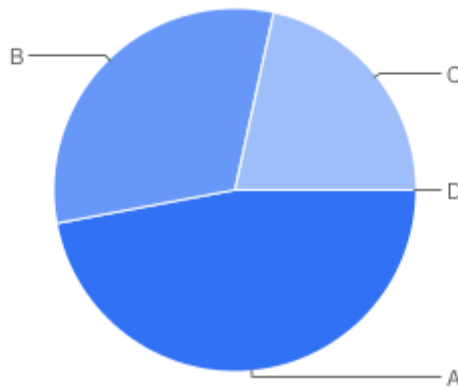


Key	Option	Total	Percent of All
A	Yes	33	64.71%
B	No	9	17.65%
C	Don't know	9	17.65%
D	Not Answered	0	0%

There are 26 responses to this part of the question.

Question 3: Do you think that Leicester City Council should give preference to supporting “umbrella” organisations, which work with a number of communities and groups sharing an identity or protected characteristic?

Table of "Q5"

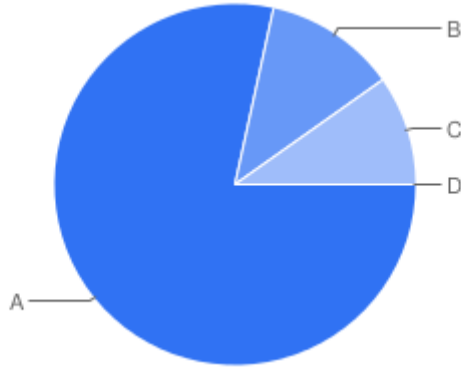


Key	Option	Total	Percent of All
A	Yes	24	47.06%
B	No	16	31.37%
C	Don't know	11	21.57%
D	Not Answered	0	0%

There are 30 responses to this part of the question.

Question 4: Leicester City Council would prefer to work with organisations that can demonstrate experience, knowledge and understanding of the diverse communities of Leicester. Do you agree with this approach?

Table of "Q3"

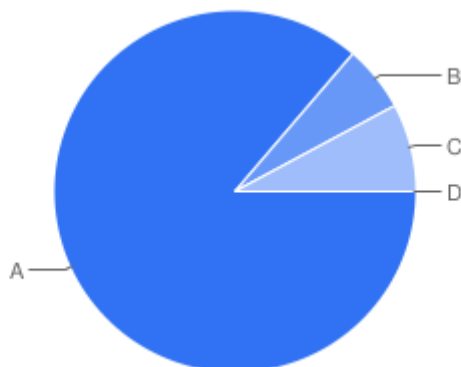


Key	Option	Total	Percent of All
A	Yes	40	78.43%
B	No	6	11.76%
C	Don't know	5	9.804%
D	Not Answered	0	0%

There are **29** responses to this part of the question.

Question 5: Leicester City Council would prefer to work with organisations that include people from the community (or communities) they represent among their board, staff and volunteers. Do you agree with this approach?

Table of "Q4"

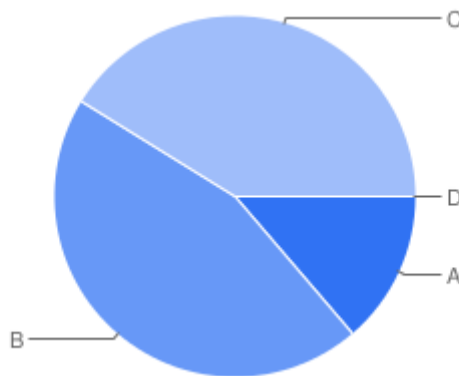


Key	Option	Total	Percent of All
A	Yes	44	86.27%
B	No	3	5.882%
C	Don't know	4	7.843%
D	Not Answered	0	0%

There are **23** responses to this part of the question.

Question 6: Do you think that Leicester City Council is doing enough to engage the city's newer communities in this process?

Table of "Q6"

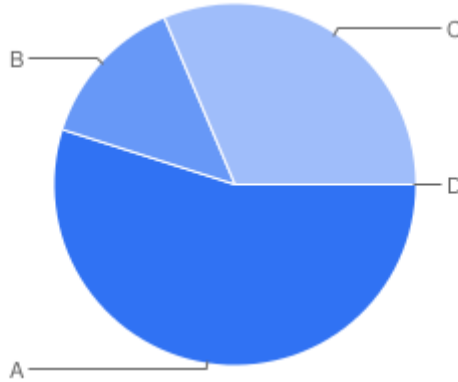


Key	Option	Total	Percent of All
A	Yes	7	13.73%
B	No	23	45.10%
C	Don't know	21	41.18%
D	Not Answered	0	0%

There are **28** responses to this part of the question.

Question 7: Can you identify anything that might hinder VCS organisations from becoming involved with Leicester City Council's approach to this review?

Table of "Q7"

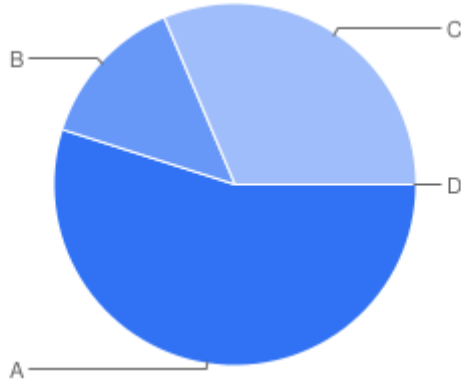


Key	Option	Total	Percent of All
A	Yes	28	54.90%
B	No	7	13.73%
C	Don't know	16	31.37%
D	Not Answered	0	0%

There are 33 responses to this part of the question.

Question 8: Can you think of ways that Leicester City Council might make it easier for VCS organisations to engage with this approach?

Table of "Q8"

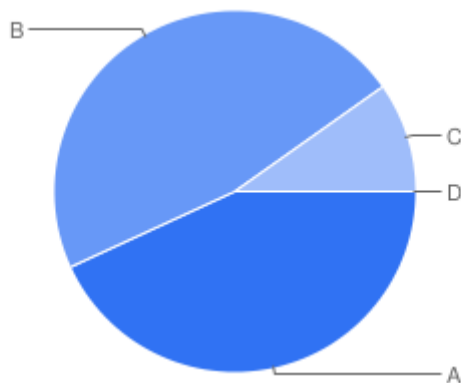


Key	Option	Total	Percent of All
A	Yes	28	54.90%
B	No	7	13.73%
C	Don't know	16	31.37%
D	Not Answered	0	0%

There are **30** responses to this part of the question.

Question 9: This approach may mean changing Leicester City Council's current arrangements for engagement with certain communities and their organisations. Do you have any specific concerns about this?

Table of "Q9"

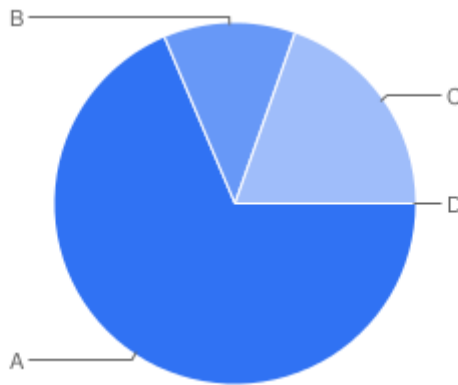


Key	Option	Total	Percent of All
A	Yes	22	43.14%
B	No	24	47.06%
C	Don't know	5	9.804%
D	Not Answered	0	0%

There are 31 responses to this part of the question.

Question 10: It is not necessary, practical or realistic to expect Leicester City Council to enter into contracted arrangements for representation and engagement with everyone fitting within these identities or characteristics (i.e race; religion or belief; LGBT). Do you have any ideas about how we can maximise effective representation and engagement with the funding available?

Table of "Q10"



Key	Option	Total	Percent of All
A	Yes	35	68.63%
B	No	6	11.76%
C	Don't know	10	19.61%
D	Not Answered	0	0%

There are **38** responses to this part of the question.

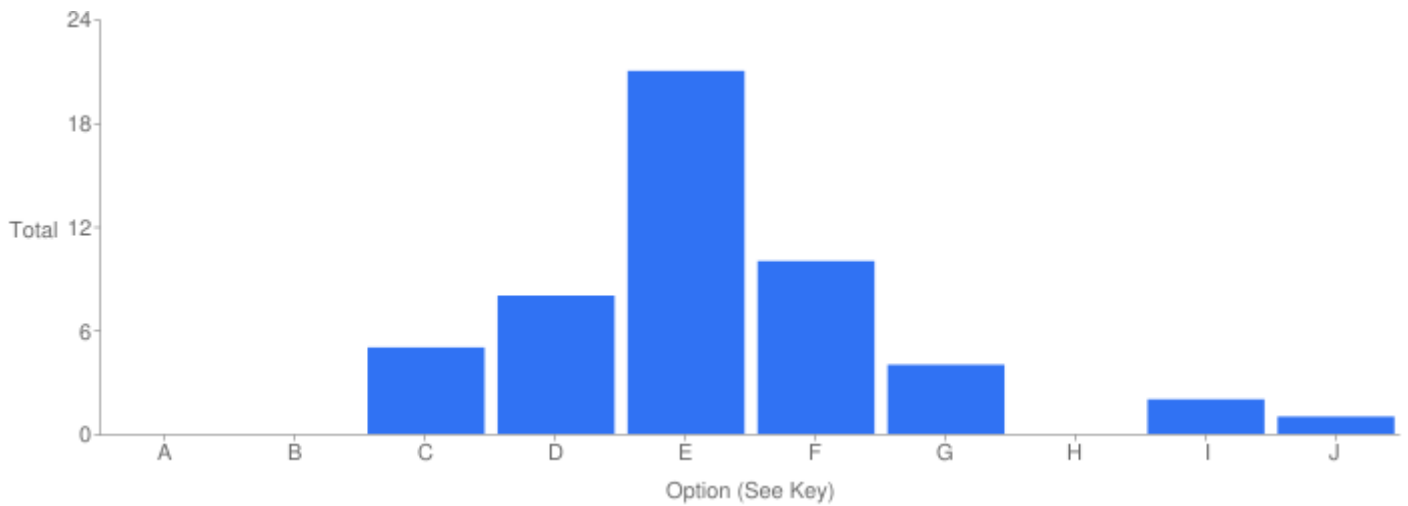
Question 11: If you want us to keep you informed about the progress of this review, please give us your email address.

There are **27** responses to this part of the question.

Equalities monitoring

Question 12: Age

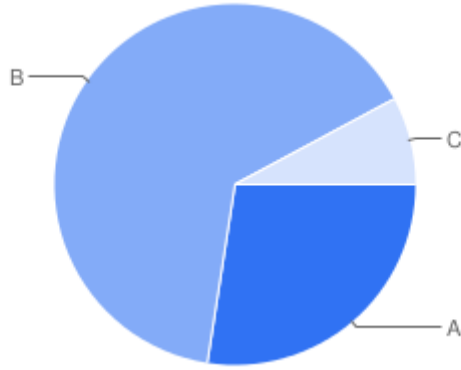
Table of "Age"



Key	Option	Total	Percent of All
A	Under 16	0	0%
B	16-24	0	0%
C	25-34	5	9.804%
D	35-44	8	15.69%
E	45-54	21	41.18%
F	55-64	10	19.61%
G	65-84	4	7.843%
H	85+	0	0%
I	Prefer not to say	2	3.922%
J	Not Answered	1	1.961%

Question 13: Disability

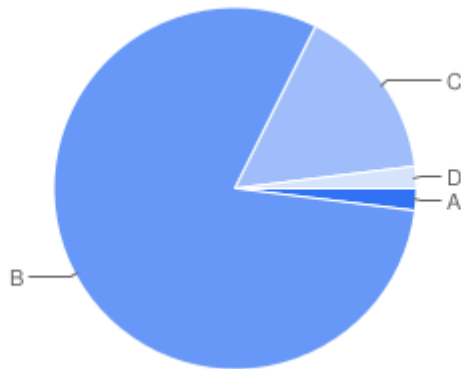
Table of "Q7"



Key	Option	Total	Percent of All
A	Yes	14	27.45%
B	No	33	64.71%
C	Not Answered	4	7.843%

Question 14: Gender reassignment

Table of "Gender reassignment"



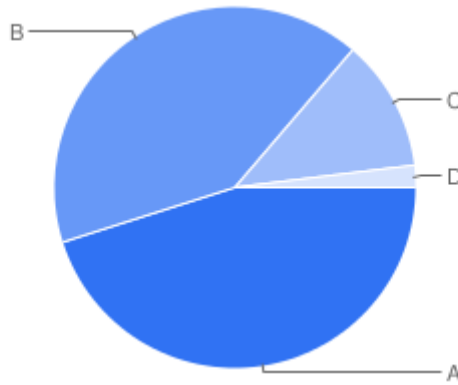
Key	Option	Total	Percent of All
A	Yes	1	1.961%
B	No	41	80.39%



Key	Option	Total	Percent of All
C	Prefer not to say	8	15.69%
D	Not Answered	1	1.961%

Question 15: Marriage and Civil Partnership

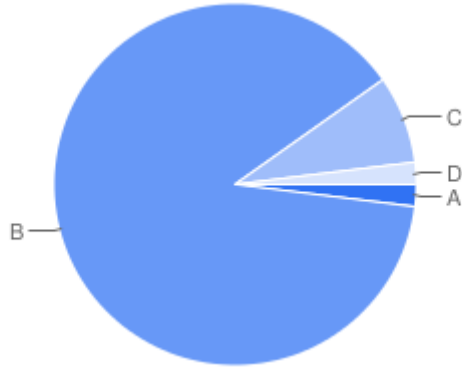
Table of "Marriage or civil partnership"



Key	Option	Total	Percent of All
A	Yes	23	45.10%
B	No	21	41.18%
C	Prefer not to say	6	11.76%
D	Not Answered	1	1.961%

Question 16: Pregnancy and maternity

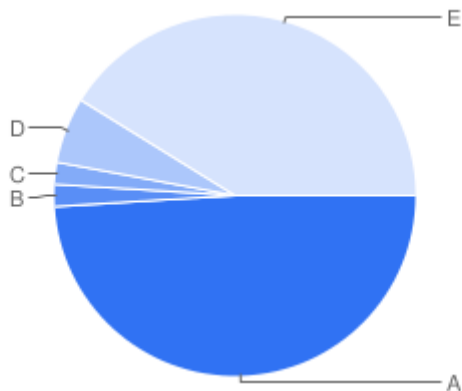
Table of "Question 22 - Gender"



Key	Option	Total	Percent of All
A	Yes	1	1.961%
B	No	45	88.24%
C	Prefer not to say	4	7.843%
D	Not Answered	1	1.961%

Question 17: Race

Table of "Ethnic group_white"

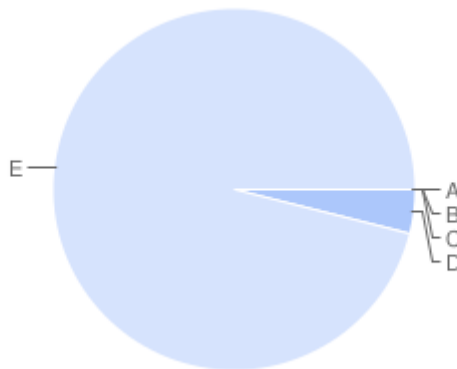


Key	Option	Total	Percent of All
A	English/Welsh/Scottish/Northern Irish/British	25	49.02%

Key	Option	Total	Percent of All
B	Irish	1	1.961%
C	Gypsy or Irish Traveller	1	1.961%
D	Any other White background (please state)	3	5.882%
E	Not Answered	21	41.18%

There are 1 responses to this part of the question.

Table of "Ethnic group_mixed or multiple"



Key	Option	Total	Percent of All
A	White and Black Caribbean	0	0%
B	White and Black African	0	0%
C	White and Asian	0	0%
D	Any other mixed/multiple ethnic background (please state)	2	3.922%
E	Not Answered	49	96.08%

There are 1 responses to this part of the question.

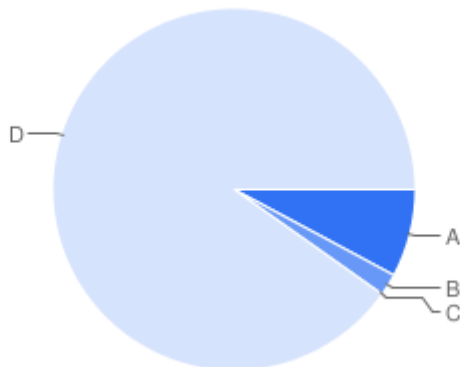
Table of "Ethnic group_asian or asian british"



Key	Option	Total	Percent of All
A	Indian	10	19.61%
B	Pakistani	0	0%
C	Bangladeshi	0	0%
D	Chinese	0	0%
E	Any other Asian background (please state)	2	3.922%
F	Not Answered	39	76.47%

There are 1 responses to this part of the question.

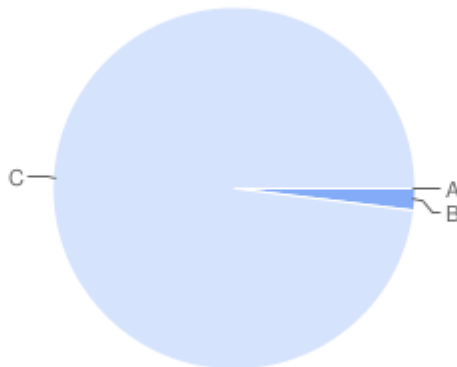
Table of "Ethnic group_black"



Key	Option	Total	Percent of All
A	African	4	7.843%
B	Caribbean	1	1.961%
C	Any other Black/African/Caribbean background (please state)	0	0%
D	Not Answered	46	90.20%

There are 2 responses to this part of the question.

Table of "Ethnic group_other"

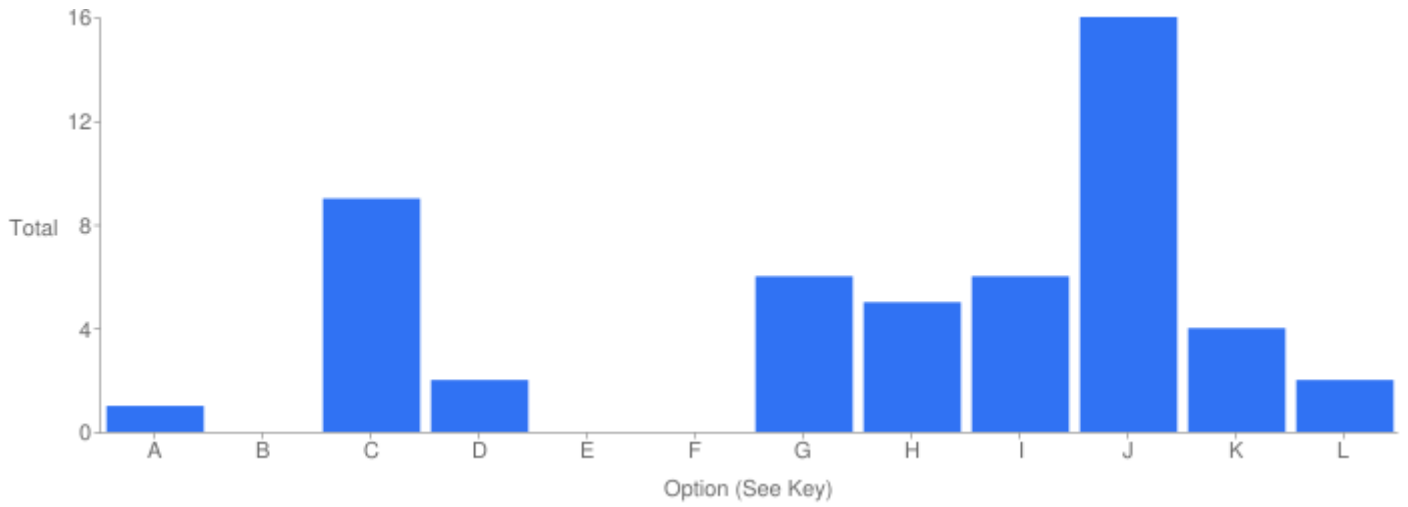


Key	Option	Total	Percent of All
A	Arab	0	0%
B	Any other ethnic group (please state)	1	1.961%
C	Not Answered	50	98.04%

There are no responses to this part of the question.

Question 18: Religion or belief

Table of "Religion or belief"

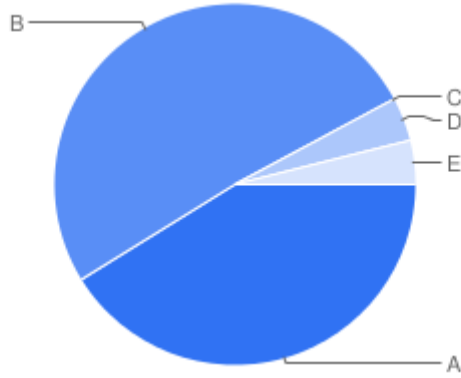


Key	Option	Total	Percent of All
A	Bahá'í	1	1.961%
B	Buddhist	0	0%
C	Christian	9	17.65%
D	Hindu	2	3.922%
E	Jain	0	0%
F	Jewish	0	0%
G	Muslim	6	11.76%
H	Sikh	5	9.804%
I	Prefer not to say	6	11.76%
J	No religion	16	31.37%
K	Other (please state)	4	7.843%
L	Not Answered	2	3.922%

There are 5 responses to this part of the question.

Question 19: Sex

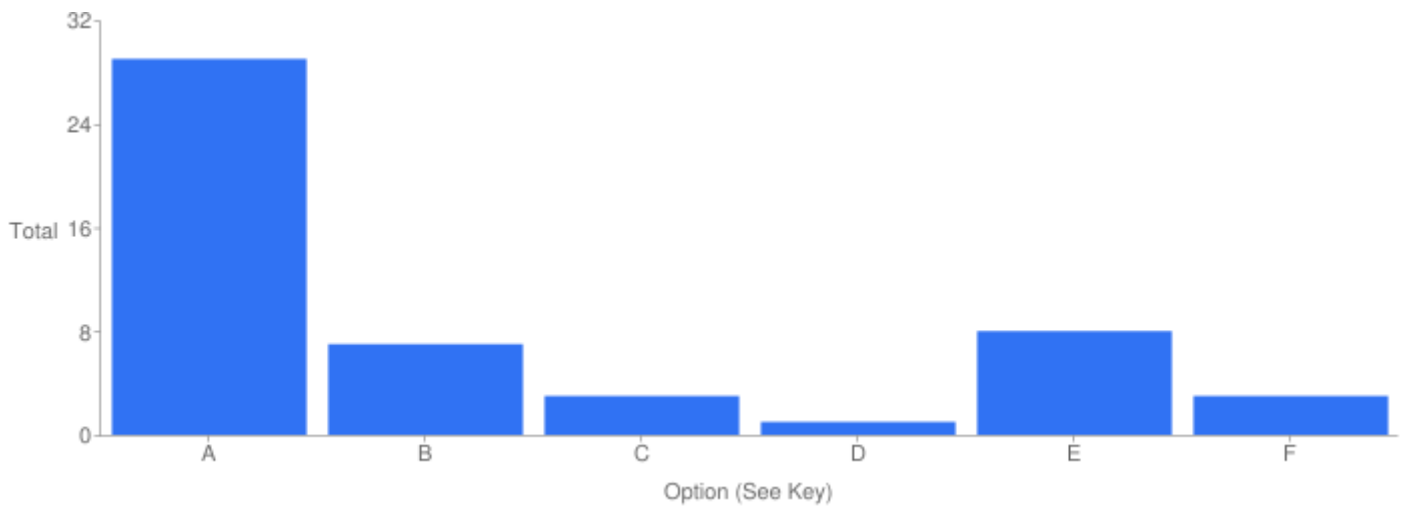
Table of "Sex"



Key	Option	Total	Percent of All
A	Male	21	41.18%
B	Female	26	50.98%
C	Other	0	0%
D	Prefer not to say	2	3.922%
E	Not Answered	2	3.922%

Question 20: Sexual orientation

Table of "Sexual orientation"





Key	Option	Total	Percent of All
A	Heterosexual	29	56.86%
B	Gay or lesbian	7	13.73%
C	Bisexual	3	5.882%
D	Other	1	1.961%
E	Prefer not to say	8	15.69%
F	Not Answered	3	5.882%